

# Wikipedias in African languages

An overview based on Wikimedia statistics

Ingo Koll a.k.a. mtumiaji:kipala on [sw.wikipedia.org](http://sw.wikipedia.org)

(Tip of the hat to Eric Zachte , ayatollah of wikimedia statistics !)

# African Language Wikipedias (ALWs)

1. Some remarks on statistics and rankings
2. Which A.L.W.s do we have?
3. What is in it? A look at content
4. Who does it? A look at editors
5. Who reads it? A look at users
6. Closing observations and assumptions



"Never  
believe  
any statistic  
as long as you  
didn't forge it  
yourself."

Alleged quote by  
Winston  
Churchill  
probably  
invented  
and ascribed to  
him by  
Josef Goebbels

The motto for ANY statistic

# This is not just a joke!

Wikimedia statistics are competitive for many editors

Debates are hot

Manipulations occur

## All Wikipedias ordered by number of articles

The languages listed here are Wikipedias which have been created by number of articles. The t

• Statistics at 12:00, 6 June 2014 (UTC)

**1 000 000+ articles**

№	Language	Language (local)	Wiki	Articles					
1	English	English	en	4,529,479	33,				
2	Dutch	Nederlands	nl	1,778,369	3,				
3	German	Deutsch	de	1,724,783	4,771,474	136,878,809	255	1,876,233	
4	Swedish	Svenska	sv	1,625,165	3,625,191	25,198,376	69	380,577	
5	French	Français	fr	1,513,001	6,530,140	106,728,608	182	1,834,800	
6	Italian	Italiano	it	1,126,458	3,685,829	71,617,781	109	1,013,571	
7	Russian	Русский	ru	1,118,788	3,772,044	75,792,827	87	1,268,639	
8	Spanish	Español	es	1,105,020	4,586,824	80,347,844	84	3,104,217	
9	Polish	Polski	pl	1,048,955	2,073,365	39,605,659	140	618,491	

**100 000+ articles**

№	Language	Language (local)	Wiki	Articles	Total	Edits	Admins	Users
10	Waray-Waray	Winaray	war	994,317	2,077,947	4,966,399	2	19,787
11	Vietnamese	Tiếng Việt	vi	929,197	2,369,315	16,830,139	29	386,132
12	Japanese	日本語	ja	912,544	2,559,681	52,939,579	53	841,677
13	Cebuano	Sinugboanong Binisaya	ceb	892,248	1,879,101	4,538,095	3	17,048
14	Portuguese	Português	pt	829,278	3,531,634	40,144,066	35	1,298,363
15	Chinese	中文	zh	772,694	3,428,469	32,911,235	84	1,659,591
16	Ukrainian	Українська	uk	506,238	1,487,838	14,585,171	34	217,661
17	Catalan	Català	ca	429,082	1,072,615	13,918,959	31	171,007

This is the list and ranking many are watching !

# Wikipedia in Africa

## Some settings

- Low share of internet users among population
  - few wikipedia looks among internet users

1		Internet Users		Monthly Page Views	
2	Country	absolute count	% country population	absolute count	monthly pageviews/ internet user
3	<b>All countries in World</b>	<b>2485 M</b>	<b>35%</b>	<b>11824 M</b>	<b>5</b>
4	All countries in Global North	949 M	73%	8115 M	9
5	All countries in Global South	1536 M	27%	2855 M	2
6	<b>All countries in Africa</b>	<b>201 M</b>	<b>19%</b>	<b>173 M</b>	<b>1</b>
7	Egypt	37 M	44%	34 M	0.9
8	Algeria	5.7 M	15%	29 M	5
9	Morocco	18 M	54%	26 M	1.5
10	South Africa	20 M	38%	25 M	1.3
11	Tunisia	4.4 M	41%	13 M	3
12	Nigeria	56 M	32%	5.8 M	0.1
13	Kenya	14 M	31%	5.0 M	0.4
14	Mauritius	544 K	43%	3.2 M	6
15	Ghana	4.2 M	17%	2.7 M	0.6
16	Libya	1.1 M	18%	2.4 M	2
17	Ivory Coast	522 K	2%	2.3 M	4
18	Senegal	2.5 M	18%	2.2 M	0.9
19	Sudan	7.2 M	19%	1.9 M	0.3
20	Angola	3.1 M	15%	1.8 M	0.6
21	Tanzania	6.1 M	14%	1.8 M	0.3
22	Ethiopia	1.4 M	2%	1.6 M	1.2
23	Cameroon	1.1 M	6%	1.4 M	1.2

Internet access and wikipedia use in African countries (top of the list)

Yellow marked: multiple of averages (higher)

Blue marked: fraction only of averages (lower)

(further down the list there is more blue)

# Wikipedia ranking and bots

Share of Bot-created articles					
	ALL Wikipedias	English Wp	Dutch Wp	German Wp	Waray Waray
	<a href="#"><u>Σ</u></a>	<a href="#"><u>en</u></a>	<a href="#"><u>nl</u></a>	<a href="#"><u>de</u></a>	<a href="#"><u>war</u></a>
Σ total articles created	31.4 M	4.6 M	1.8 M	1.7 M	960 k
Σ manually created articles	24.0 M	4.4 M	728 k	1.7 M	115 k
<b>Σ articles created by bots</b>	<b>7.4 M</b>	<b>155 k</b>	<b>1.0 M</b>	<b>739</b>	<b>845 k</b>
<b>Share of articles created by bots</b>	<b>23.6%</b>	<b>3%</b>	<b>59%</b>	<b>0%</b>	<b>88%</b>



# Wikipedia: 287 languages

## ca. 40 African language wikipeidias

### A look at wikipeidias by size

Huge Wikipeidias (+ 1 mio articles)	> 9
Large Wikipeidias (100k to 1 Mio articles)	> 43
Medium size Wikipeidias (10k to less than 100k)	> 74
Small Wikipeidias (1 k to less than 10 k articles)	>101
Tiny Wikipeidias (100 to less than 1k articles)	> 50
“Micropedia” (less than 100 articles)	> 10

# Wikipedias in African languages:

„African languages“ – languages native to Africa

= including Afrikaans + Masri

= excluding English, French, Arabic

~~Huge Wikipedias (1mio+)~~

~~Large Wikipedias (100k+)~~

Medium size Wikipedias (10k +) **6**

Small Wikipedias (1k+) **7**

Tiny Wikipedias (100+) **23 +**

“Micropedias” **4 (?)**



# The African language wikipedias

## *Medium and Small size African language wikipedias*

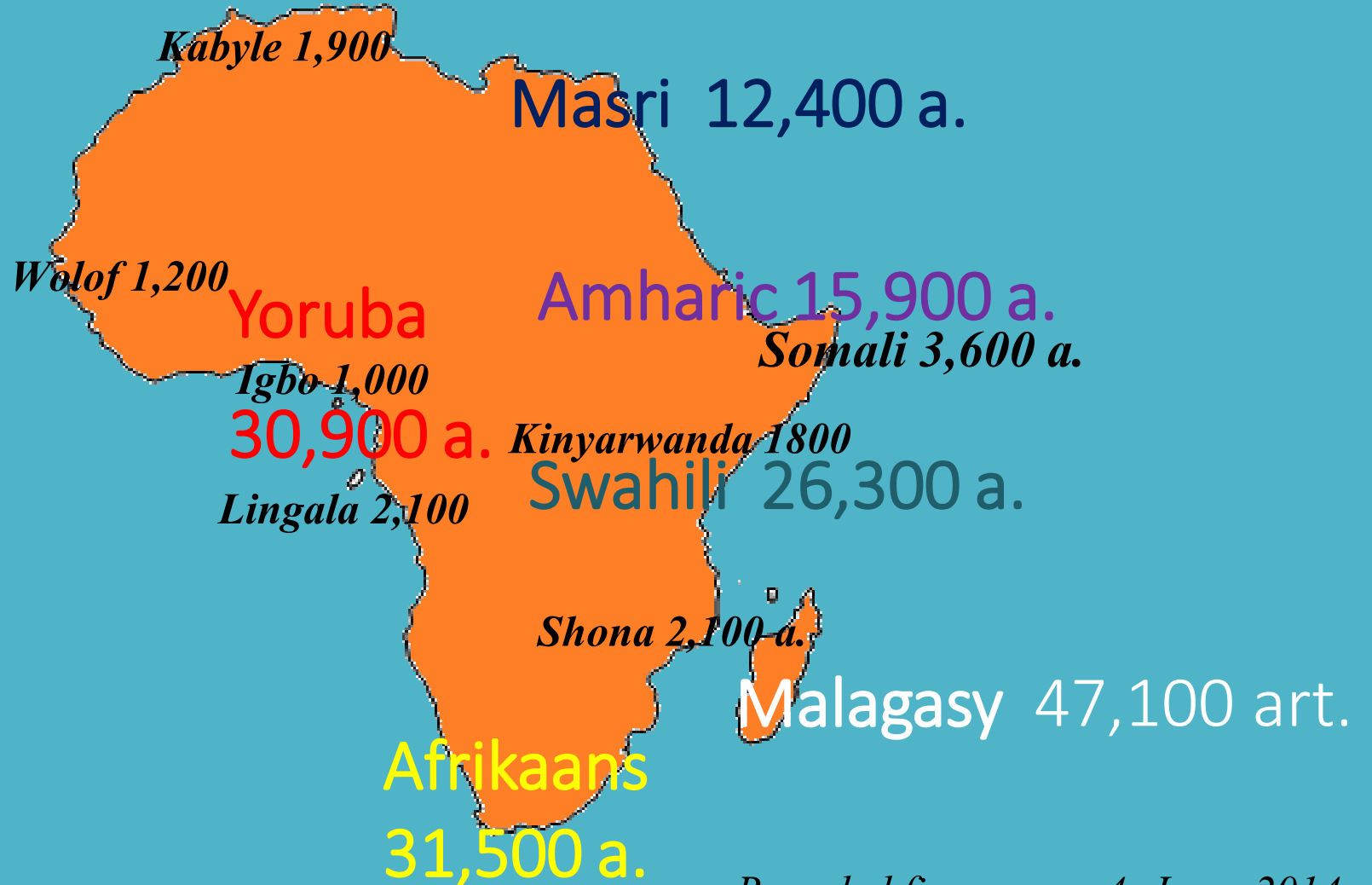
### **TINY**

Kongo	876
N. Sotho	690
Zulu	628
Hausa	586
Setswana	509
Twi	460
Bambara	399
Siswati	398
Kikuyu	358
Xhosa	329
Kirundi	313
Oromo	303
Tsonga	302

Ewe	297
Akan	284
Tigrinya	269
Sangro	215
Ganda	212
Venda	208
Fulfulde	208
Sesotho	193
Tumbuka	173
Chichewa	168

### **MICRO**

Ndonga	21
Afar	6
Kanuri	1
Herero	0



*Rounded figures per 4. June, 2014*

# Wikipedias in African languages: What`s in it?

<u>Official article count</u>	<u>Database</u>	<u>Alternative article count</u> <i>(exclude less than 200 ch)</i>	
Malagasy	47 k	88 MB*	* Malagasy database 37 MB lists only! (34 MB – thousands of comet names + few data!)
Afrikaans	31 k	107 MB	
Yoruba	31 k	20 MB	
Swahili	26 k	48 MB	
Amharic	13 k	13 MB	
Masri	12 k	30 MB	
Somali	4.0 k	7.2 MB	
		Text, discussion, help	
		Malagasy	44 k
		Afrikaans	30 k
		<u>Yoruba</u>	<u>5.4 k</u>
		Swahili	22 k
		<u>Amharic</u>	<u>4.4 k</u>
		Masri	9.7 k
		Somali	2.4 k



WIKIPEDIA  
mahalalana malalaka

- aisana
- edia finday
- ehetra
- aoavao
- isendra
- banana
- ambanana
- rana iombonana
- n-malagasy
- akers
- ay anjara
- mpidirana
- ana farany
- ivao
- ndefa takelaka
- omezana
- njam-pasika
- ana sy fitsipika
- nipejy
- otra dimy
- amboarana
- elaka
- ana
- y mirohy eto
- aina
- ndefa rakitra
- y manokana
- otoatiny azo

# Example from Malagasy wikipedia

Lahatsoratra

Hamaky Hanova Hanova ny fango Hijery ny tant

## Lisitry ny zavatra madinidinika 138001-139000

Ity no lisitry ny zavatra madinidinika ao amin'ny habakabaka.

A sure way to expand statistical content fast

Laharana	Anarana	Afelia	Perifelia	
138001	138001 (2000 CV82)	405.10 <sup>6</sup> km (2.7107814 AU)	300.10 <sup>6</sup> km (2.0101618 AU)	1324.6361648 andro (3.6
138002	138002 (2000 CN84)	415.10 <sup>6</sup> km (2.7752724 AU)	345.10 <sup>6</sup> km (2.3085510 AU)	1480.3014957 andro (4.0
138003	138003 (2000 CK85)	392.10 <sup>6</sup> km (2.6212973 AU)	332.10 <sup>6</sup> km (2.2216899 AU)	1376.3326676 andro (3.7
138004	138004 (2000 CW85)	411.10 <sup>6</sup> km (2.7506497 AU)	318.10 <sup>6</sup> km (2.1465637 AU)	1390.9357431 andro (3.8
138005	138005 (2000 CT87)	429.10 <sup>6</sup> km (2.8734409 AU)	364.10 <sup>6</sup> km (2.4393965 AU)	1581.4054134 andro (4.3
138006	138006 (2000 CV87)	390.10 <sup>6</sup> km (2.6111410 AU)	350.10 <sup>6</sup> km (2.3450718 AU)	1422.3127790 andro (3.9
138007	138007 (2000 CN88)	464.10 <sup>6</sup> km (3.1034047 AU)	304.10 <sup>6</sup> km (2.0340485 AU)	1503.7486574 andro (4.1
138008	138008 (2000 CT88)	451.10 <sup>6</sup> km (3.0151454 AU)	354.10 <sup>6</sup> km (2.3710372 AU)	1614.2658050 andro (4.4
138009	138009 (2000 CX99)	433.10 <sup>6</sup> km (2.8948228 AU)	345.10 <sup>6</sup> km (2.3065974 AU)	1531.9209561 andro (4.1
138010	138010 (2000 CG100)	413.10 <sup>6</sup> km (2.7645553 AU)	309.10 <sup>6</sup> km (2.0687473 AU)	1371.2062595 andro (3.7
138011	138011 (2000 CO100)	393.10 <sup>6</sup> km (2.6306896 AU)	341.10 <sup>6</sup> km (2.2861754 AU)	1407.9447034 andro (3.8
138012	138012 (2000 CC101)	403.10 <sup>6</sup> km (2.6966455 AU)	340.10 <sup>6</sup> km (2.2768887 AU)	1432.7019880 andro (3.9
138013	138013 (2000 CN101)	390.10 <sup>6</sup> km (2.612943757105122 AU)	87.10 <sup>6</sup> km (0.5837527145739967 AU)	738.0835666583208 andro
138014	138014 (2000 CN103)	432.10 <sup>6</sup> km (2.8912952 AU)	295.10 <sup>6</sup> km (1.9749156 AU)	1386.2443817 andro (3.7
138015	138015 (2000 CT109)	438.10 <sup>6</sup> km (2.9305261 AU)	286.10 <sup>6</sup> km (1.9126279 AU)	1376.4037598 andro (3.7
138016	138016 (2000 CQ111)	437.10 <sup>6</sup> km (2.9247311 AU)	285.10 <sup>6</sup> km (1.9110463 AU)	1373.2603700 andro (3.7
138017	138017 (2000 CG113)	411.10 <sup>6</sup> km (2.7510407 AU)	283.10 <sup>6</sup> km (1.8930453 AU)	1292.1221413 andro (3.5
138018	138018 (2000 CL113)	416.10 <sup>6</sup> km (2.7841120 AU)	294.10 <sup>6</sup> km (1.9696848 AU)	1338.4876012 andro (3.6

# list of 1000 comet numbers

# headers only to translate

#each list = 180 kb

# 200 lists

(lots of stars out there..)


# 2 different types of very short articles

Page **Talk**

## Blitzkrieg Bop

From Wikipedia, the free encyclopedia

"**Blitzkrieg Bop**" is a song by [punk rock](#) band the [Ramones](#).

 *This short article about music can be made longer. You can help Wikipedia by adding to*

Category: [1976 songs](#)


**113 bytes**

Àyọkà **Òrò**

## Peter Kropotkin

Lát'owó Wikipedia, iwé imò òfẹ

**Peter Kropotkin**

 **Àyọkà yii tàbí apá rẹ únfẹ àtúnṣe sí.**  
È le fẹ jù báyii lo tàbí kí ẹ ṣàtúnṣe rẹ lónà tí yìò mu kúnréré. È ran W

**Itokasi** [ [àtúnṣe](#) | [àtúnṣe àmiòrò](#) ]

Èka: [Ìgbésíayé](#)

**101 bytes**

## Basic information, 2 links

>(punk rock band) >( Ramones)

+ HOPE that someone adds content on simple.wikipedia

**No information,**

**just repeat of title**

**HOPE only on Yoruba!**

# What is in it? Encyclopedial content by list of „most important articles“

## List of Wikipedias by sample of articles

This list is based on the "List of 1,000 articles every Wikipedia should have" as a sample.

No	Wiki	Language	Mean Article Size	Existing/ 1.000	Stubs	Articles	Long Art.	Score
3	en	English	78.202	1000	<u>8</u>	<u>126</u>	866	92,29
57	af	Afrikaans	9.921	819	625	134	<u>60</u>	18,90
79	sw	Kiswahili	5.181	814	743	<u>52</u>	<u>19</u>	12,47
102	arz	(Maṣrī) <span>مصرى</span>	2.950	639	609	<u>22</u>	<u>8</u>	8,54
120	yo	Yorùbá	3.006	469	443	<u>10</u>	<u>3</u>	5,74
125	so	Soomaalig	2.708	401	384	<u>10</u>	<u>6</u>	5,32
127	am	አማርኛ	1.302	450	444	<u>6</u>	0	5,20
132	mg	Malagasy	1.683	394	386	<u>7</u>	<u>1</u>	4,70

Afrikaans and Swahili are well on the way !

# What is in it? Encyclopedial content by „expanded list of 10.000 most important articles“

## List of African language Wikipedias by expanded sample of articles

16 May 2014.

[http://meta.wikimedia.org/wiki/List\\_of\\_Wikipedias\\_by\\_expanded\\_sample](http://meta.wikimedia.org/wiki/List_of_Wikipedias_by_expanded_sample)

No	Wiki	Language	Mean Article Size	Existing/ 10,000	Stubs	Articles	Long Art.	Score	Growth
1	en	English	45.901	9977	755	1.457	7.765	92,35	-0,01
61	af	Afrikaans	6.747	3833	3.076	430	325	21,86	0,12
78	sw	Kiswahili	4.109	2650	2.411	158	80	14,04	-0,08
97	mg	Malagasy	841	1873	1.855	14	4	9,42	-0,01
94	arz	(Maṣrī) مِصْرِيّ	3.574	1872	1.687	138	44	9,91	-0,05
98	yo	Yorùbá	2.291	1766	1.678	37	11	8,81	-0,17
111	am	አማርኛ	1.084	1373	1.353	12	8	6,93	-0,01
124	so	Soomaaliga	1.836	1140	1.094	28	16	5,84	-0,03



# Who is doing it ? Editors!

A look at some A.L.W. s

	active editors	Total edits	% done by editors			Editors who edited more than		
			50%	75%	90%	100 +	1.000 +	10.000 +
<b>Afrikaans</b>	4,318	359,085	11	18	59	125	32	11
<b>Swahili</b>	1,833	149,782	4	8	21	47	11	4
<b>Masri</b>	1,861	144,305	4	7	20	43	9	4
<b>Yoruba</b>	766	73,490	1	1	2	13	2	1
<b>Malagasy</b>	541	11,218	1	10	67	10	1	<b>(Bot-edits!)</b>

Data cover the full period of activity in 2012 and not present levels

Yoruba: partly a 1-man-show: editor „Demmy“ did more than 60,000 edits („Wikipedian of year 2012“)

# Who is doing it: editors, human or bot?

## Share of Bot-created articles on ALWs

	Malagasy	Yoruba	Afrikaans	Swahili	Masri	Amharic
	<a href="#">mg</a>	<a href="#">yo</a>	<a href="#">af</a>	<a href="#">sw</a>	<a href="#">arz</a>	<a href="#">am</a>
$\Sigma$ total articles created	47 k	31 k	31 k	26 k	12 k	13 k
$\Sigma$ manually created articles	2.6 k	31 k	31 k	26 k	12 k	11 k
<b><math>\Sigma</math> articles created by bots</b>	<b>45 k</b>	-	<b>1</b>	<b>96</b>	-	<b>2.0 k</b>
<b>Share of articles created by bots</b>	<b>94%</b>	-	<b>0%</b>	<b>0%</b>	-	<b>15%</b>

\* Afrikaans: Yoruba, Masri: no bots, all manually created


\* Malagasy: nearly all bot,

\* Afrikaans, Swahili: minimal bot input

**What does it say  
about quality?**

# What does it say about quality?

- Bot created articles are not necessarily bad quality
- if there is a good database prepared with several informations a bot can do short articles with a respectable amount of basic information
- very short manually articles can be rather useless as shown in the example shown above
- This bandwidth is also valid in the ALWs

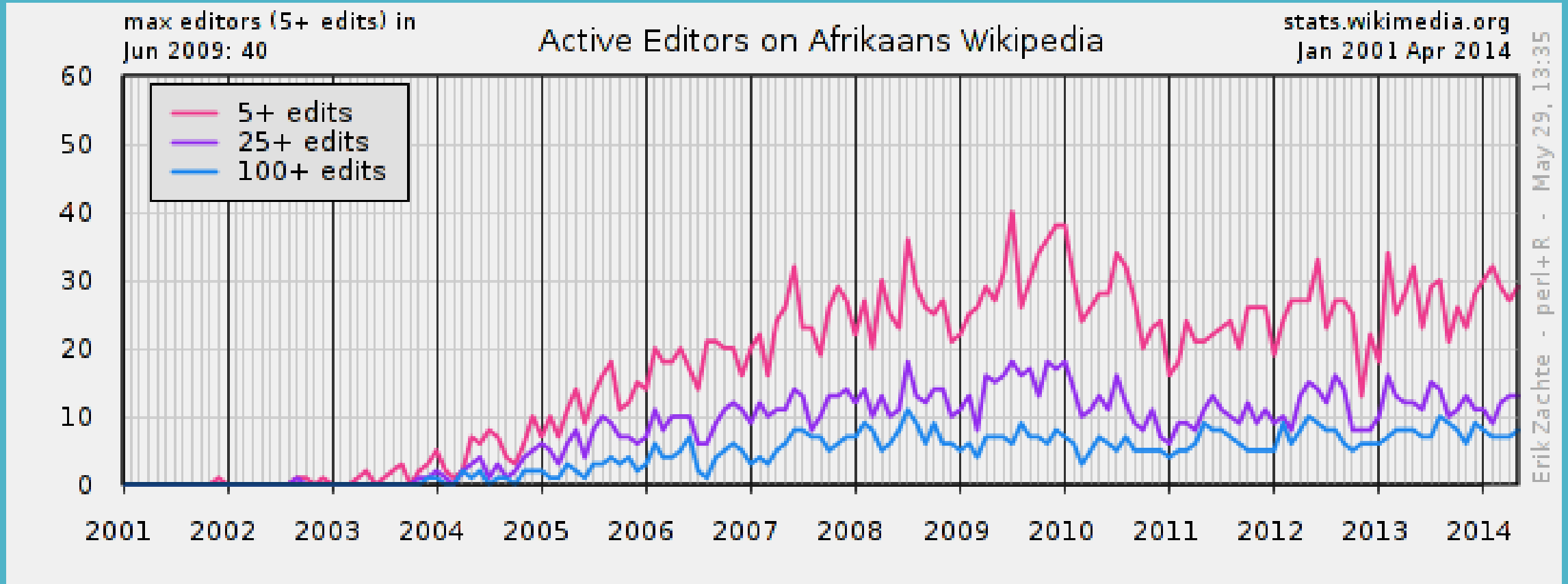


**Users** love these topics  
On en:wikipedia: 40-50% of hits  
on „pages are related to  
entertainment and sexuality”

But **Editors ?**

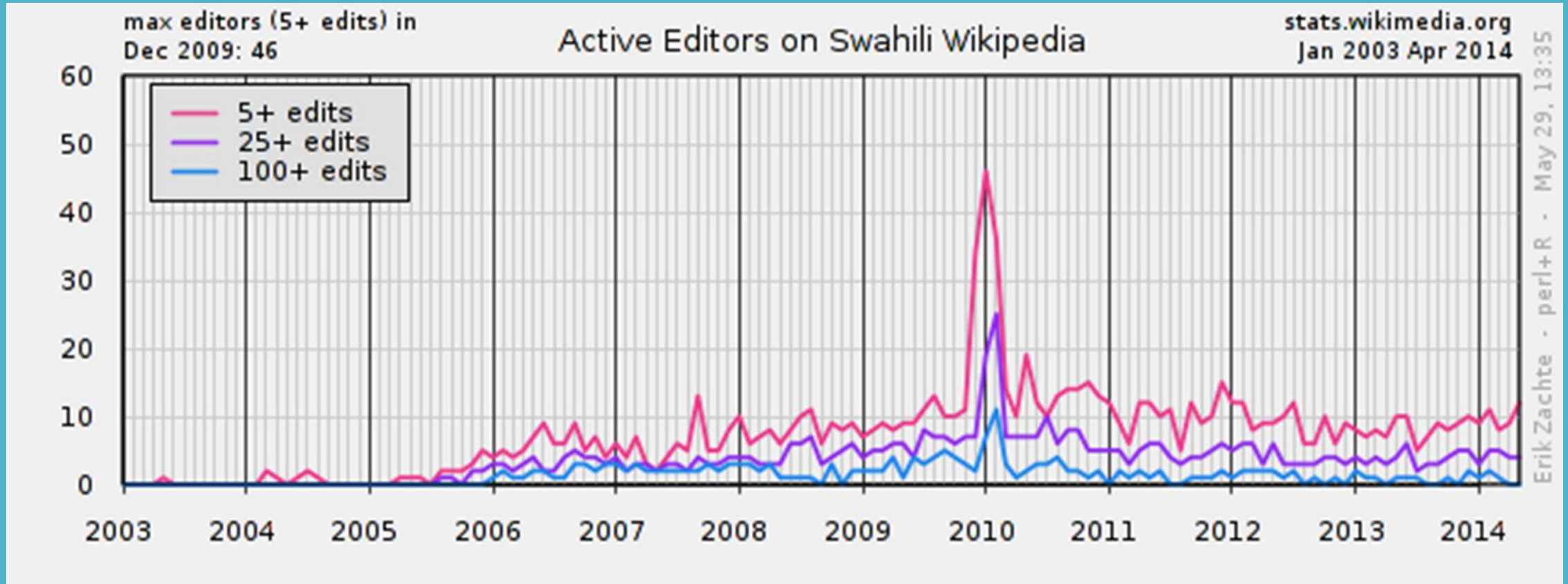
.. have no time for it when  
they want to bring their  
wikipedia forward!

# Who does the job? Editor activity on af



Example of Afrikaans: edit community is large enough not to be effected by 1 or 2 editors opting out

# Who does the job? Editor activity on sw



In comparison Swahili looks more fragile . . - 1 or 2 or main editors leaving could hold back further growth and maintenance considerably

# Who does the job: Where are the editors?

Afrikaans (af)	
South Africa	73,40%
Netherlands	7,90%
New Zealand	1,90%
United States	1,80%
United Kingdom	1,20%
Other	13,80%

Swahili (sw)	
Tanzania	30,10%
Europe Unspecified	24,30%
Iran	15,30%
Canada	5,60%
Italy	4,60%
United States	3,60%
United Kingdom	3,40%
Other <b>Kenya???</b>	13,10%

Edits on ALWs  
originating from  
different countries

Shona (sn) 4,742	
Canada	81,60%
United States	4,20%
Zimbabwe	4,20%
Czech Republic	3,70%
Brazil	3,20%
Other	3,10%

Amharic (am)	
United States	47,20%
Ethiopia	18,90%
Germany	5,40%
Other	28,50%

Homesick Africans  
abroad writing in  
home language?

Just globalization?

Or a sharper look  
from the outside at  
chances of language  
development?

# Who is reading it ?

We go to **Page Views**, the gold of the internet!

Caveat: One million views is not 1 million viewers!

in general: 15% - 20% crawler traffic  
<http://stats.wikimedia.org/wikimedia/squids/SquidReportCrawlers.htm>

Crawlers help wikipedia:

For example example in 1/3 of all external lookups via google (google crawler: ca. 3-4 %)

(if they would not crawl they could not refer to us!)



	Language	Prim.+Sec. Speakers	Views per hour	views per day	per month
af	Afrikaans	13M	6568	157.632	<b>4.728.960</b>
arz	Masri	76M	3262	78.288	<b>2.348.640</b>
sw	Swahili	50M	2499	59.976	<b>1.799.280</b>
am	Amharic	25M	931	22.344	<b>670.320</b>
mg	Malagasy	20M	826	19.824	<b>594.720</b>
so	Somali	14M	615	14.760	<b>442.800</b>
ig	Igbo	22M	593	14.232	<b>426.960</b>
ln	Lingala	25M	279	6.696	<b>200.880</b>
sn	Shona	7M	244	5.856	<b>175.680</b>

# Pageviews for A.L.W.s |

The 3 ALWs with more than 1 mio views per month:  
**Afrikaans** is not surprising,  
**Masri** (12.000 + articles) only has a very large population with relatively good internet access  
**Swahili**: overtook “larger” ALWs because of quality ?

Wikipedia Statistics  
 Wednesday April 30, 2014  
<http://stats.wikimedia.org/EN/Sitemap.htm>

Language		Prim.+Sec. Speakers	Views per hour	views per day	per month
ee	Ewe	4M	152	3.648	<b>109.440</b>
ha	Hausa	39M	149	3.576	<b>107.280</b>
ts	Tsonga	3M	135	3.240	<b>97.200</b>
om	Oromo	26M	124	2.976	<b>89.280</b>
yo	Yoruba	25M	115	2.760	<b>82.800</b>
ss	Siswati	3M	115	2.760	<b>82.800</b>
tn	Setswana	4M	101	2.424	<b>72.720</b>
ff	Fulfulde	13M	99	2.376	<b>71.280</b>
tw	Twi	15M	95	2.280	<b>68.400</b>
ki	Kikuyu	5M	90	2.160	<b>64.800</b>

# Pageviews for A.L.W.s II

Yoruba is down in views in spite of 31.000 articles – problem of quality ?

Wikipedia Statistics  
 Wednesday April 30, 2014  
<http://stats.wikimedia.org/EN/Sitemap.htm>

# Who is reading it ?

Afrikaans (af)	
<b>South Africa</b>	<b>63,20%</b>
<b>United States</b>	4,50%
<b>Netherlands</b>	3,60%
<b>Other</b>	<b>28,70%</b>

Swahili (sw)	
<b>Tanzania</b>	<b>37,40%</b>
<b>United States</b>	22,30%
<b>Kenya</b>	5,30%
<b>United Kingdom</b>	5,30%
<b>Other</b>	<b>29,70%</b>

Amharic (am)	
<b>Ethiopia</b>	<b>22,90%</b>
<b>United States</b>	19,30%
<b>Australia</b>	6,00%
<b>Germany</b>	3,10%
<b>Other</b>	<b>48,70%</b>

Oromo (om)	
<b>United States</b>	41,00%
<b>United Kingdom</b>	12,00%
<b>Canada</b>	9,00%
<b>Ethiopia</b>	<b>7,00%</b>
<b>Other</b>	<b>31,00%</b>

Bambara (bm)	
<b>United States</b>	41,50%
<b>China</b>	33,00%
<b>Switzerland</b>	5,70%
<b>Other</b>	<b>19,80%</b>

Somali (so)	
<b>United States</b>	16,10%
<b>United Kingdom</b>	9,60%
<b>Sweden</b>	8,70%
<b>Norway</b>	7,40%
<b>China</b>	5,50%
<b>Djibouti</b>	<b>5,10%</b>
<b>Other</b>	<b>47,60%</b>

ALWs views from countries

# Who is reading it ? – marketshares . . .

South Africa		
Quarter	English	Afrikaans
<b>2014 Q1</b>		<b>2.1%</b>
2013 Q4	93.2%	2.0%
2013 Q3	92.9%	2.5%

Tanzania		
Quarter	English	Swahili
<b>2014 Q1</b>		<b>3.2%</b>
2013 Q4	86.7%	5.0%
2013 Q3	87.9%	4.1%

Ethiopia		
Quarter	English	Amharic
<b>2014 Q1</b>		<b>2.0 %</b>
2013 Q4	91.1%	1.6%
2013 Q3	91.7%	1.8%

Namibia			
Quarter	English	German	Afrikaans
<b>2014 Q1</b>	<b>87%</b>	<b>4.5%</b>	<b>1.8%</b>
2013 Q4	86.9%	5.3%	2.1%
2013 Q3	85.5%	5.5%	1.4%

Somalia			
Quarter	English	Arabic	Somali
<b>2014 Q1</b>			<b>4.1%</b>
2013 Q4	85.6%	12.2%	1.1%
2013 Q3	83.9%	8.4%	3.2%
2013 Q2	82.5%	7.7%	2.8%
2013 Q1	84.2%	5.8%	3.2%
2012 Q4	86.7%	5.3%	4.2%

Vast majority of African wikipedia users go to English (or French) .

Swahili is relatively (a bit) stronger in Tanzania.

# Observations and assumptions

## Perspectives for ALWs

\*potential ahead, internet access will grow in Africa

- Some countries will enhance AL use in education
- More interest in AL content is foreseeable
- Can this potential be realized?
- depends on language politics in education

# Challenges for ALWs

The near monopoly of European languages as medium of higher education (not discussing role of Arabic)

- Inability of most educated Africans to discuss scientific etc. topics in mother tongue & “national language”
- Little faith in ability of ALs to express complex issues
- Reduced ability to read content in ALWs

# Closing remarks

- \*Afrikaans today – an ALW with a healthy structure  
( Afrikaans is the only AL medium in higher education )
- Several ALWs have large potential if they can offer quality
- Try to build ALWs in languages used in education systems & make them useful as reference !
- Twende jamani, kazi iko! (Lets go, there's a job to be done)